














Gene	
Exon	
UTR	
RNA	
Simple	
MIR	
Other SINE	
LINE1	
LINE2	
LTR	
Other repeat	
CpG/GpC \geq 0.60	
CpG/GpC \geq 0.75	

Percent Identity Plot

Wed Sep 19 14:34:25 EDT 2001
<http://bio.cse.psu.edu/pipmaker/>

Annotations legend

Underlays legend

