




- 190847 194241 (0; LocusLink) 


- 236992 237230 (3; PubMed)


Mortlock DP, Nelson MR, Innis JW. An efficient method for isolating putative promoters and 5'-transcribed sequences from large genomic clones. *Genome Res.* 1996 Apr;6(4):327-35. 

- 236992 237230 (2; Regulatory) 





- 237195 239074 (1; PubMed)

Mortlock DP, Innis JW. Mutation of HOXA13 in hand-foot-genital syndrome. *Nat Genet.* 1997 Feb;15(2):179-80. 


• 237195 239074 (0; LocusLink) 


- 247979 251338 (0; PubMed)

Potter SS, Branford WW. Evolutionary conservation and tissue-specific processing of Hoxa 11 antisense transcripts. *Mamm Genome*. 1998 Oct;9(10):799-806. 


• 252128 254476 (0; LocusLink) 


• 257288 266675 (0; PubMed)

Eklund EA, Jalava A, Kakar R. Tyrosine phosphorylation of HoxA10 decreases DNA binding and transcriptional repression during interferon gamma -induced differentiation of myeloid leukemia cell lines. *J Biol Chem.* 2000 Jun 30;275(26):20117-26. 


Thorsteinsdottir U, Sauvageau G, Hough MR, Dragowska W, Lansdorp PM, Lawrence HJ, Largman C, Humphries RK. Overexpression of HOXA10 in murine hematopoietic cells perturbs both myeloid and lymphoid differentiation and leads to acute myeloid leukemia. *Mol Cell Biol.* 1997 Jan;17(1):495-505. 


Satokata I, Benson G, Maas R. Sexually dimorphic sterility phenotypes in Hoxa10-deficient mice. 


Lowney P, Corral J, Detmer K, LeBeau MM, Deaven L, Lawrence HJ, Largman C. A human Hox 1 homeobox gene exhibits myeloid-specific expression of alternative transcripts in human hematopoietic cells. *Nucleic Acids Res.* 1991 Jun 25;19(12):3443-9. 


• 257288 266675 (1; LocusLink) 

• 267622 273669 (0; PubMed)

Kim MH, Chang HH, Shin C, Cho M, Park D, Park HW. Genomic structure and sequence analysis of human HOXA-9. *DNA Cell Biol.* 1998 May;17(5):407-14. 


Borrow J, Shearman AM, Stanton VP, Becher R, Collins T, Williams AJ, Dube I, Katz F, Kwong YL, Morris C, Ohyashiki K, Toyama K, Rowley J, Housman DE. The t(7;11)(p15;p15) translocation in acute myeloid leukaemia fuses the genes for nucleoporin NUP98 and class I homeoprotein HOXA9. 

Nakamura T, Largaespada DA, Lee MP, Johnson LA, Ohyashiki K, Toyama K, Chen SJ, Willman CL, Chen IM, Feinberg AP, Jenkins NA, Copeland NG, Shaughnessy JD Fusion of the nucleoporin gene NUP98 to HOXA9 by the chromosome translocation t(7;11)(p15;p15) in human myeloid leukaemia. *Nat Genet.* 1996 Feb;12(2):154-8. 


• 267622 273669 (1; LocusLink) 





- 276207 279363 (0; Regulatory)

corresponds to HoxA7 enhancer containing homeobox sites A conserved cluster of homeodomain binding sites in the mouse Hoxa-4 intron functions in Drosophila embryos as an enhancer that is directly regulated by Ultrabithorax. Haerry TE, Gehring WJ. Dev Biol. 1997 Jun 1;186(1):1-15. 


full text 


Min W, Cho M, Jang SI, Chang HH, Lee CS, Jun MH, Kim MH. Sequence and functional analysis of an upstream regulatory region of human HOXA7 gene. Gene. 1996 Dec 5;182(1-2):1-6. 

corresponds to mus regulatory region Parikh H, Shah S, Hilt D, Peterkofsky A. Organization, sequence and regulation of expression of the murine Hoxa-7 gene. Gene. 1995 Mar 10;154(2):237-42. 


- 280595 282491 (0; LocusLink) 


- 280595 282491 (1; PubMed)


McIlhatton MA, Bremner P, McMullin MF, Maxwell AP, Winter PC, Lappin TR Sequence characterisation and expression of homeobox HOX A7 in the multi-potential erythroleukaemic cell line TF-1. *Biochim Biophys Acta*. 1998 Nov 8;1442(2-3):329-33. 

• 289523 291614 (0; LocusLink) 


- 293665 295437 (1; PubMed)

Tournier-Lasserre E, Odenwald WF, Garbern J, Trojanowski J, Lazarini RA. Remarkable intron and exon sequence conservation in human and mouse homeobox Hox 1.3 genes. *Mol Cell Biol.* 1989 May;9(5):2273-8. 


• 293665 295437 (0; LocusLink) 

- 302440 306484 (0; Regulatory)  
HOXA4 Promoter 

- 302440 306484 (1; PubMed)


HOXA4 intronic enhancer containing homeobox sites A conserved cluster of homeodomain binding sites in the mouse Hoxa-4 intron functions in *Drosophila* embryos as an enhancer that is directly regulated by Ultrabithorax. Haerry TE, Gehring WJ. *Dev Biol.* 1997 Jun 1;186(1):1-15. 


full text 


Doerksen LF, Bhattacharya A, Kannan P, Pratt D, Tainsky MA Functional interaction between a RARE and an AP-2 binding site in the regulation of the human HOX A4 gene promoter. *Nucleic Acids Res.* 1996 Jul 15;24(14):2849-56. 




- 306539 308047 (0; PubMed)

Buettner R, Yim SO, Hong YS, Boncinelli E, Tainsky MA. Alteration of homeobox gene expression by N-ras transformation of PA-1 human teratocarcinoma cells. *Mol Cell Biol.* 1991 Jul;11(7):3573-83. 

- 306539 308047 (1; LocusLink) 

- 326632 329357 (0; LocusLink) 

- 332190 332933 (0; Regulatory)


corresponds to region of mus HoxA2 enhancer Frasch M, Chen X, Lufkin T. Evolutionary-conserved enhancers direct region-specific expression of the murine Hoxa-1 and Hoxa-2 loci in both mice and *Drosophila*. *Development*. 1995 Apr;121(4):957-74. 


- 332252 332260 (1; Regulatory)

Nonchev S, Vesque C, Maconochie M, Seitanidou T, Ariza-McNaughton L, Frain M, Marshall H, Sham MH, Krumlauf R, Charnay P. Segmental expression of Hoxa-2 in the hindbrain is directly regulated by Krox-20. *Development*. 1996 Feb;122(2):543-54. Abstract





full text 

• 334772 336546 (0; LocusLink) 

• 341360 342832 (1; LocusLink) 


• 341360 342832 (2; Regulatory)


abstract 

full text 



- 341360 342832 (0; PubMed)

Hong YS, Kim SY, Bhattacharya A, Pratt DR, Hong WK, Tainsky MA. Structure and function of the HOX A1 human homeobox gene cDNA. *Gene*. 1995 Jul 4;159(2):209-14. 














Chariot A, Moreau L, Senterre G, Sobel ME, Castronovo V. Retinoic acid induces three newly cloned HOXA1 transcripts in MCF7 breast cancer cells. *Biochem Biophys Res Commun*. 1995 Oct 13;215(2):713-20. 

- 345520 346073 (0; Regulatory)

This site corresponds to a known regulatory region of mouse HoxA1 enhancer. Frasnich M, Chen X, Lufkin T. Evolutionary-conserved enhancers direct region-specific expression of the murine Hoxa-1 and Hoxa-2 loci in both mice and Drosophila. *Development*. 1995 Apr;121(4):957-74. [↗](#)

Langston AW, Thompson JR, Gudas LJ. Retinoic acid-responsive enhancers located 3' of the Hox A and Hox B homeobox gene clusters. Functional analysis. *J Biol Chem*. 1997 Jan 24;272(4):2167-75. Abstract [↗](#)

full text [↗](#)

Gene	
Exon	
UTR	
RNA	
Simple	
MIR	
Other SINE	
LINE1	
LINE2	
LTR	
Other repeat	
CpG/GpC $\geq$ 0.60	
CpG/GpC $\geq$ 0.75	

HOXA

Fri Jul 13 20:51:04 EDT 2001

<http://bio.cse.psu.edu/pipmaker/>

## Annotations legend

- LocusLink : Blue
- Regulatory : Orange
- NCBI : Green
- PubMed : Red



## Underlays legend

- repeat : Gray
- exon : Red
- intron : LightYellow
- EST : LightGreen
- UTR : LightOrange
- AP1 : LightPurple
- antisense : Blue
- promoter : LightRed
- enhancer : LightPink

